



How to Reset the Password of My EZCloud and EZView Account?

Title	How to Reset the Password of My EZCloud and EZView Account?	Version:	V1.2
Product	SMB	Date	4/25/2025

How to Reset the Password of My EZCloud and EZView Account?

Description

Note: This method is applicable to most of the scenarios. If the method still cannot solve your problem, it is recommended to consult our Tech Support Team.

https://global.uniview.com/Support/Service_Hotline/

Operating Steps

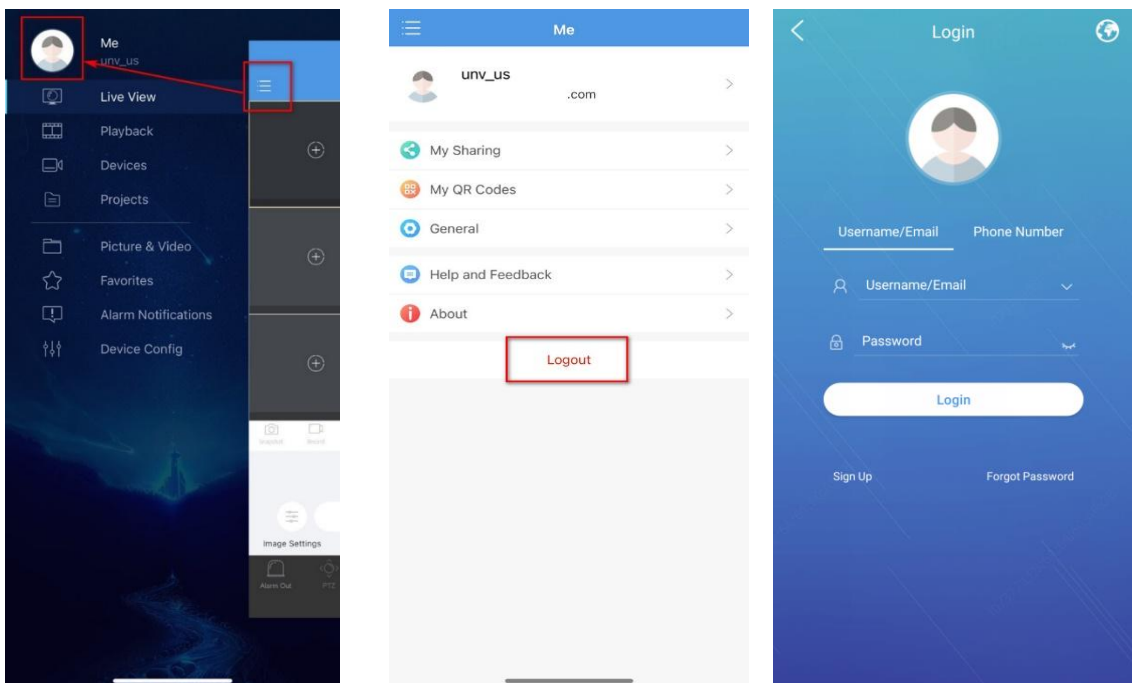
The password of your EZCloud/EZView account can be reset on the app itself or on the EZCloud website.

Note:

1. The verification code may go to the spam folder in your email. Do not forget to check there as well.
2. The EZView account is indeed the EZCloud account.

Reset on EZView

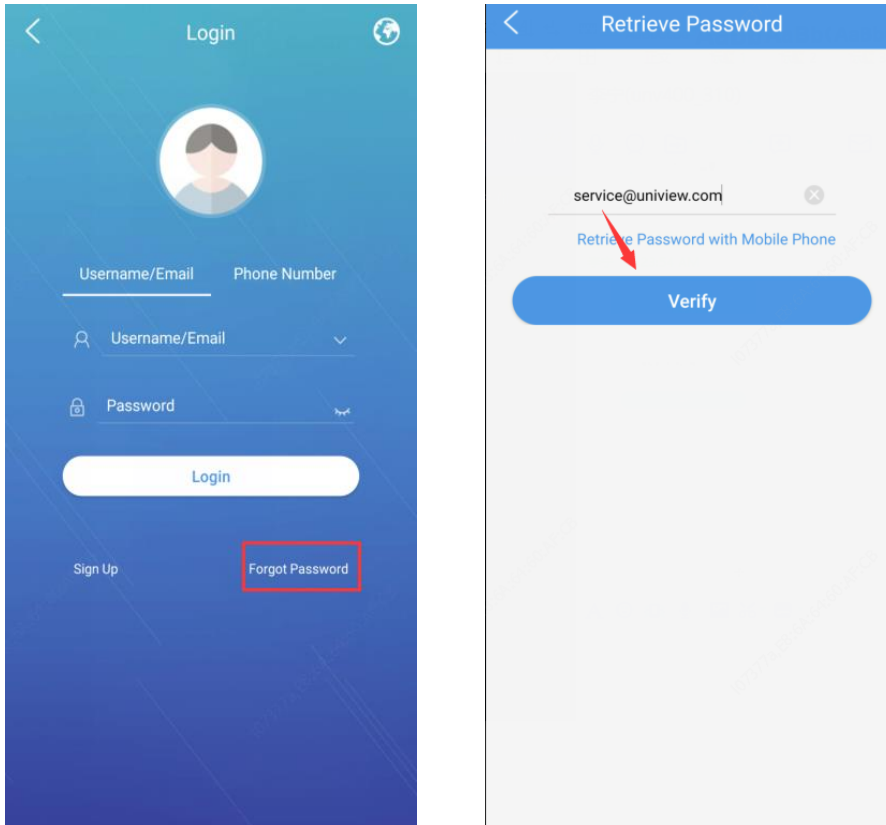
Step 1 Open EZView and click the top left corner to go to the main menu. Click **Me** on the top to log out so it will bring you to the login page.



Step 2 Click **Forgot Password** and enter the Email address or phone number you used to sign up for the EZView account.

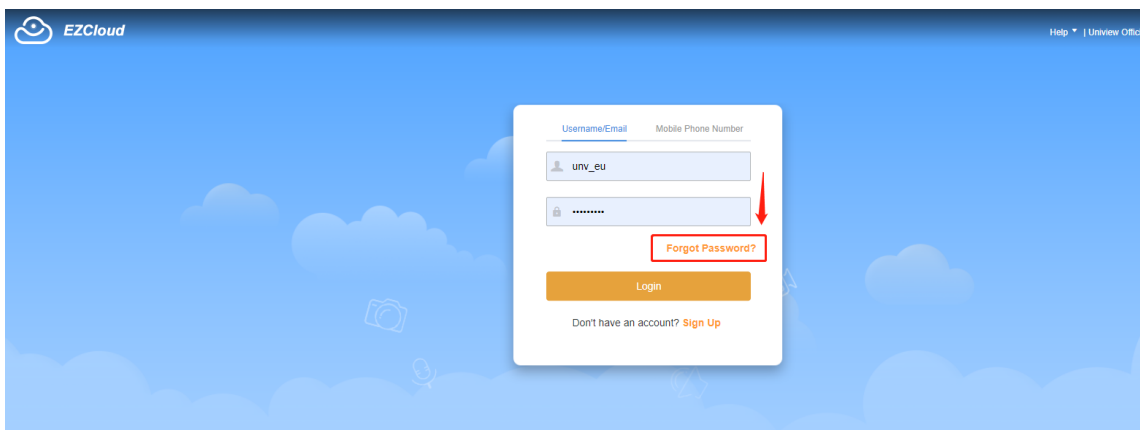
Click **Verify** and find the verification code in the email or phone number you used just now. You can use that code to reset the password of your EZView.

Title	How to Reset the Password of My EZCloud and EZView Account?	Version:	V1.2
Product	SMB	Date	4/25/2025



Reset on EZCloud website

Step 1 Go to the login page of EZCloud website <https://global.ezcloud.uniview.com/login>. Click **Forgot Password**.



Step 2 Enter the Email address you used to sign up the EZView/EZCloud account before and click Acquire. A verification code will be sent to your email. You can input the verification code and click on **Next** to reset the EZView password.

Title	How to Reset the Password of My EZCloud and EZView Account?	Version:	V1.2
Product	SMB	Date	4/25/2025

If you sign up using a phone number before, please click the **Use mobile phone number to retrieve password**.

[Use mobile phone number to retrieve password](#)
[Already have an account? Login](#)

Use email to retrieve password

- 1 Enter Email Address
- 2 Verify Identity
- 3 Reset Password
- 4 Succeed

Please enter the email address you used to sign up:

Acquire

[Use mobile phone number to retrieve password](#)
[Already have an account? Login](#)

Use email to retrieve password

- 1 Enter Email Address
- 2 Verify Identity
- 3 Reset Password
- 4 Succeed

Please enter the verification code sent to ser****.com.

Next

[Use mobile phone number to retrieve password](#)
[Already have an account? Login](#)

Use email to retrieve password

- 1 Enter Email Address
- 2 Verify Identity
- 3 Reset Password
- 4 Succeed

Please reset your password for account security.

Finish